

VCK-01

V-GROOVE CLEANING KIT FOR ARC FUSION SPLICERS

PRODUCT OVERVIEW

VCK-01 is a cleaning kit specifically put together for cleaning V-Groove Arc Fusion Splicers.

Clean V-Grooves are critical to producing a low loss splice regardless of the splicer being used. The Fujikura VCK-01 V-Groove Cleaning Kit can be used with all fusion splicer types including single fibre or mass fusion splicers.



All items can be re-ordered as separate consumables

Contents

- Carry case
- Lint free cotton sticks
- Scrubber Brush
- Sweeper Brush
- Magnifier Light
- Fibre Preparation Fluid

Initial Debris Removal

Lint Free Stick

Lightly moisten the tip of the stick with the fibre preparation fluid Scrub the V-Grooves using a back and forth motion. A squeaking sound may be heard Inspect (Figure 4), and repeat if loose debris is still present (Figure 1).




Figure 1

Heavy Debris Removal

Scrubber Brush

Using the Scrubber Brush, gently scrub the V-Grooves in a back and forth motion. Inspect (Figure 4) and repeat Scrubber Brush cleaning if heavy debris is still present (Figure 2).




Figure 2

Removal of Fine Particle Debris

Sweeper Brush

Using the Sweeper Brush, gently sweep remaining debris (fine particles) from V-Grooves. Start the sweeping motion at the edge closest to the electrodes and move to outside (Figure 3).




Figure 3

Inspection

Magnifier

Inspect V-Grooves and repeat if debris is still present (Figure 4).

If heavy debris remains after the second attempt then please contact us.



Figure 4

IMPORTANT NOTE:

Care should be taken not to touch the electrodes during the cleaning process.

Ver: EDPFVCK010224.1