

USPACE 4210 RACKS

4210 Standard Rack Range

The USpace 4210 is a standard rack range from USystems. Smart design and state of the art manufacturing facilities guarantees unbeatable quality, style and innovation associated with USystems.

Comprising of four corner posts, top and bottom end frame, depth support rails, front and rear 19" mounting angles, front infill panels (800w models), swing handle lockable front and rear door (available in a combination of options, single, 4-point and 6-point locking), lockable side panels or solid sliding panels are available options for bayed racks, cable entry and knock out top cover and a set of four transport castors.

Other standard USystems accessories can be added for specific rack designs.



Standard 4210 Racks Include:

- 3307.0lbs/1500kg load bearing
- 1102.31lbs/500kg dynamic load rating*
- 5 heights, 2 widths, 4 depths as standard
- Rigid bolted construction
- Superior venting standard door
- Multi depth mounting
- Multi cable access through top and base
- Quick release cladding
- Left or right hand hinged doors
- Lockable side panels
- ColdLogik compliant
- Co-location models
- Houses all major server brands

Standard 4210 Rack Door Options:

- AirTech vented standard door
- AirTech vented wardrobe door, suitable for narrow aisles and can also accommodate upgraded security locking.
- Solid Steel Door

Technical Data

4210							
General		Units	24U	30U	36U	42U	48U
Width Options		mm (")	600 (23.62) or 800 (31.50)				
Depth Options		mm (")	600 (23.62) or 800 (31.50) or 1000 or 47.24 (1200)				
Depth Options with Cladding		mm (")	660 (25.98) or 860 (33.86) or 1060 (41.73) or 1260 (49.61)				
Frame Height		mm (")	1200 (47.24)	1466 (57.72)	1867 (73.50)	1999 (78.70)	2266 (89.21)
Height on Transport Castors		mm (")	1260 (49.61)	1526 (60.08)	1927 (75.87)	2059 (81.06)	2326 (91.57)
Height on Heavy Duty Castors		mm (")	1270 (50.00)	1536 (60.47)	1937 (76.26)	2069 (81.46)	2336 (91.97)
Height on Plinth		mm (")	1300 (51.18)	1566 (61.65)	1967 (77.44)	2109 (83.03)	2366 (93.15)
Max Rail Space - Plug in Depth (PID)	800mm Deep	mm (")	715 (28.14)				
	1000mm Deep		915 (36.02)				
	1200mm Deep		1115 (43.89)				
Static Load Bearing		kg (lbs)	1500 (3306.93)				
Dynamic Load Rating*		kg (lbs)	500 (1102.31)				
Feature			Included as Standard				
Colour (Cladding)			Black RAL 9005, Texture - Fine Structure				
Colour (Internals - Rails, Cable Tray)			Black RAL 9005, Texture - Fine Structure				
Rails			19" Centred, set back 120mm (4.72") with 720mm (28.3") Between Rails.				
U Labels			Front Only as Standard (option to upgrade)				
Frame (Posts)			4 Post				
Base			Transport Castors				
Side Panels			Cam Locks				
Doors			Standard Flat Mesh Single (Options - Double Mesh Door, Glass Door and Solid Steel Door)				
Locking			Single doors have single point locking, wardrobe have 6 point locking and Single doors can have 4 point locking on request				
Accessories			Earth Kit, Baying Kit				
Top Cover			Cable entry and top cover knocks out for retro-fitted fan trays				

* Dynamic Load Rating is the total rolling mass of the rack and includes the rack frame, cladding and any fitted equipment and accessories and is subject to the load being evenly distributed at 20U height and below. Dynamic load relates to the movement of a rack within the same data centre on a smooth floor clear of any obstacles. Not suitable for transportation on a vehicle when loaded to this weight.

Materials & Finish

Frame

1.2mm, 1.5mm & 2mm CR4 steel

AirTech, AirTech Wardrobe & Steel

1.0mm & 1.2 & 2.0mm CR4 steel

Side Panels

1.0mm & 1.2mm CR4 steel

Top Cover

1.2mm CR4 steel

Mounting Angles

2.0mm CR4 steel

Infills for 800w

1.5mm CR4 steel



Black - Fine Structure
RAL 9005
Standard



White - Fine Structure
RAL 9003
Optional, extended
lead time

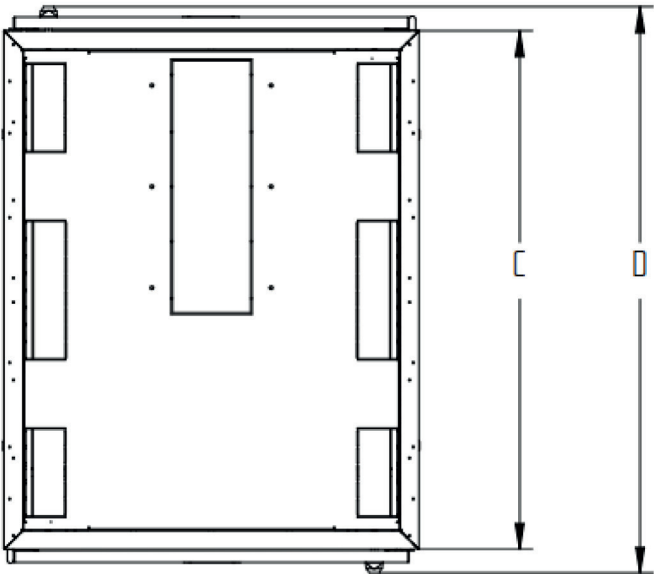
Standards

ANSI/EIA-310-E
IEC 60297-2
DIN EN 60297-3-100

Textured - Fine Structure

(Other colour and texture options
are available on request)

Drawing

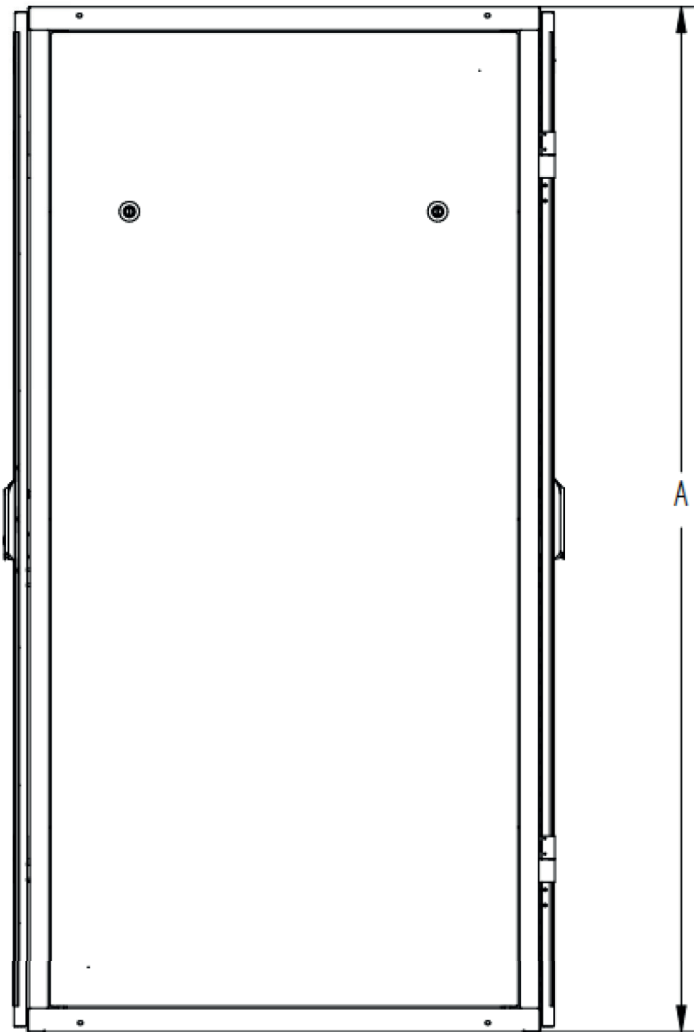
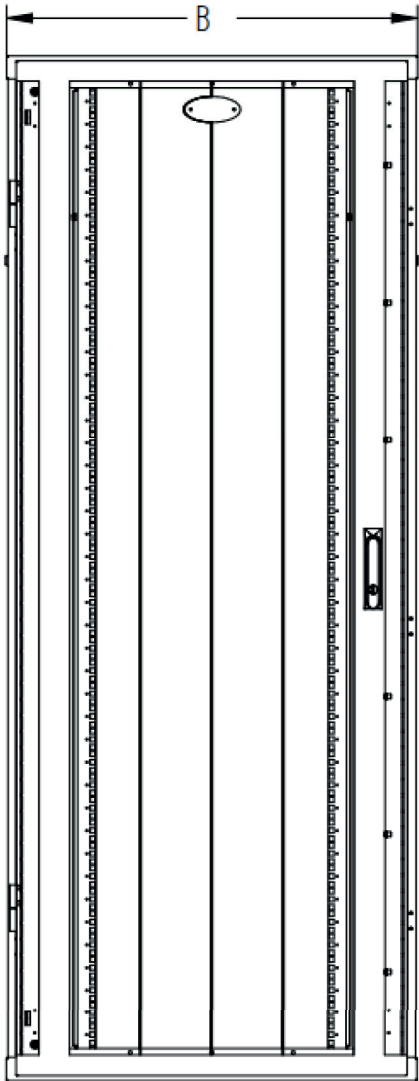


Frame Height (MAX)	24u	30u	36u	42u	48u
A (mm)	1200	1466.7	1733.4	2000.1	2266.8
A (in.)	47.24	57.74	68.24	78.74	89.24

Frame Width (MAX)	600w	800w
B (mm)	600	800
B (in.)	23.62	31.50

Frame Depth	600d	800d	1000d	1200d
C (mm)	600	800	1000	1200
C (in.)	23.62	31.5	39.37	47.24

Rack Depth (MAX)	600d	800d	1000d	1200d
D (mm)	692.2	892.2	1092.2	1292.2
D (in.)	27.25	35.13	43.00	50.87





EDP Europe Limited

Unit 4, Europa Park
Croft Way
Witham
Essex CM8 2FN

Tel: 01376 510337

Email: sales@edpeurope.com

www.edpeurope.com

