

## INTEGRAL & SPLIT INTEGRAL RAISED FLOOR GROMMETS

### PRODUCT OVERVIEW



**KoldLok® Integral**  
46-1000-1010



**KoldLok® Split Integral**  
46-1000-3030

### Application

Designed to seal openings in new raised floor cut-outs prior to the installation of communications or power cabling.

Based on measurements at multiple Data Centres, on average 60% of valuable conditioned air is not reaching the air intake of IT equipment due to unsealed floor openings. This lost air, known as bypass airflow, contributes to IT equipment hot spots, cooling unit inefficiencies, and increasing infrastructure costs. KoldLok® products specifically address bypass airflow and its detrimental effects on Data Centre cooling.



### Benefits

- Increases existing cooling unit capacity.
- Reduces the need to purchase additional cooling units.
- Improves equipment reliability and extends equipment life.
- Increases static pressure under the raised floor and improves cool air delivery through perforated tiles and floor grate.
- Facilitates Cold Aisle / Hot Aisle best practices.

### Features

- The Split Integral Grommets allow tiles to be moved without capturing cables.
- The Grommets contain no loose or partially fastened parts, which can become separated or fall through the raised floor.
- The Grommets are impact resistant and durable.
- The Grommets satisfy NFPA 75 Section 5-4.4 requirement by self dressing the raw metal edges of raised floor tile cable cut-outs.
- KoldLok products are compliant with Directive 2002/95/EC of the European Parliament and the Council on the Restriction of the Use of Certain Hazardous Substances in Electrical and Electronic Equipment (RoHS).

## Specifications

Description	Millimeters	Inches
Overall size (W x D x H)	279 x 210 x 41	11 x 8 <sup>1</sup> / <sub>4</sub> x 1 <sup>5</sup> / <sub>8</sub>
Product height above the raised floor	3	1/ <sub>8</sub>
Usable cable area	203 x 102	8 x 4
Cut required to install Grommet in interior of the tile	235 x 172	9 <sup>1</sup> / <sub>4</sub> x 6 <sup>3</sup> / <sub>4</sub>
Cut required to install long side of the Grommet on the tile edge	235 x 191	9 <sup>1</sup> / <sub>4</sub> x 7 <sup>1</sup> / <sub>2</sub>
Cut required to install short side of the Grommet on the tile edge	172 x 260	6 <sup>3</sup> / <sub>4</sub> x 10 <sup>1</sup> / <sub>4</sub>


## Sealing Effectiveness

- Effective bypass airflow sealing in areas undisturbed by cable penetrations at static pressures up to 0.10 inches of water column.
- Effective bypass airflow sealing with four 1/2 inch cables penetrating the Grommet at a static pressure of 0.10 inches.

## Patented Sealing System

(U.S. Patent No. RE41863 and International Patents Pending) Multi-layer, opposing and interwoven filaments consisting of:

- 0.010 inch diameter upper filament.
- 0.020 inch diameter lower filament.
- Approximately 25,000 filaments per Grommet.
- Premium grade nylon Type 6 ensuring flexibility and self-sealing recovery.
- Ensure passage of 100 amp power connectors.

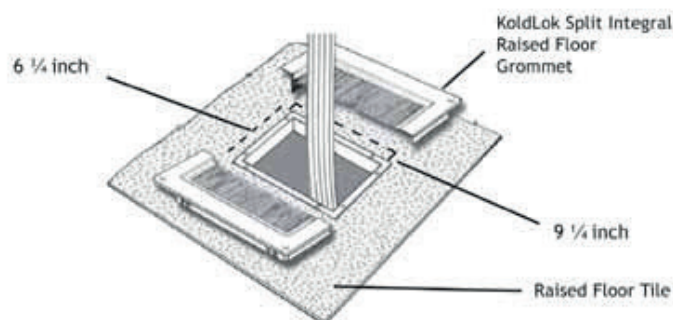



## Grommet Frame

The frame is moulded from durable polypropylene. Finish: Black.

## Floor Mounting System

Four (4) self-drilling screws are provided for installation.



**upsite**  
technologies®  
a division of Aquila

Ver: EDPKLI0623.1